



**MULTI\*WING**

**STANDARD  
INDUSTRY SIZES  
- EXCEPTIONAL IN  
ALL OTHER REGARDS**

**C-SERIES  
AXIAL FANS**

AC, 50 Hz



# READY FOR DOE/CEC TITLE 20

## C-SERIES AC, 50 Hz

### Highlights

C-series fans are compact, quiet and highly efficient. Great for applications where static pressure is low to medium.

## C-SERIES OVERVIEW

They are your ideal choice for dry coolers, adiabatic dry coolers, condensers, chillers, open- or closed-circuit cooling towers and the likes.

### Plug and Play

Multi-Wing's fans share clever engineering, robust construction, and perfectly matched components designed to work seamlessly together.

### One-stop swap

The C-series axial fans offer a unique feature of individual serviceability. This means you have the flexibility to service and replace parts such as the, motor, impeller, casing and supports/ grill as per your requirements.

### Modular impeller

Multi-Wing Modular impellers sits at the core of the C-series tailoring airflow to your needs, ensuring optimal performance without compromise.

### CEC Title 20 Compliant

Our HVAC/R fan series exceed CEC Title 20 energy efficiency standard. Designed for sustainability and performance, Multi-Wing helps optimize your systems and meet compliance with confidence.



### Built for the elements

With exterior winding close to the airflow surface, our motor dissipates heat better than traditional designs. This results in enhanced durability against temperature swings and moisture, lower motor temperatures and longer bearing lubrication life.

### Tough as Nails

Superior IP-rated motors: Standard models come with an IP55 rating, upgradeable to IP66. This level of protection is unmatched by traditional fan motors.





- Energy efficiency
- Durability
- Noise level

## High performance meets high requirements


Our C-series AC fans are the perfect fit for low and medium static pressure applications. Our internal rotor motor makes it compact, fans are available in standard industry sizes, market leading standard features and with multiple add on packages to accommodate high/low temperature, high humidity and harsh environments.



## Keep your cool

Rising energy usage continues to be a key challenge for data centers, and achieving green targets is a top priority, as consumers demand greener solutions. Hyperscale data center operators are chasing sustainable operations, while many Co-Location and smaller operators follow suit. Consequently, all fans required for data center applications must be highly reliable and performance to the highest energy efficiency standards. Similarly, as a large share of operating costs relates to cooling, energy efficiency fans provide significant bottom-line impact. Equip your data center with a Multi-Wing Axial fan to meet the industry-wide requirements of the future.






Standard features	
Power supply	AC 380-400-415V (50 Hz) AC 460-480V (60 Hz)
Temperature	-22°F to +149°F
AC thermal protection	PTO
Ingress protection	IP55
Insulation class	F
Certification	CE / UK / UL
Motor body	Aluminium or cast iron
Compliance	ErP2015 compliant & ESPR 2024 ready
Impeller	Reinforced blades and aluminium alloy hub
Fan housing	Pre-galvanized steel and powder coating
Fan guard and support	Electrolytic galvanizing and powder coating

Application-specific packages					
1	Seashore	2	Offshore	3	Food industry low temp.
C5 Medium protection for motor, casing, support and impeller		Additionally to Seashore, casing and support is manufactured in AISI 316L		Casing and support AISI 316L protection and start-up -40°F to +122°F	
4	High temp	5	Low temperature	6	Increased ingress protection
Operation between -4°F and +176°F		Start-up -40°F to +122°F		Motor IP rating increased to IP66	
7	Inverter use	8	Cooling tower		
Reinforced insulation		Relative humidity up to 95%			

C-SERIES  
CHARACTERISTICS



Fan guard

All fan guards are supplied with electrolytic galvanizing and powder coating. Stainless steel is an option.

Motor

Multi-Wing's internal rotor motor is featured on fans with both blowing-side and suction-side positions. For fans 39.4 in and smaller, it's compact and mounted on the blowing side. When more power is needed, we use a shaft-up motor on the suction side.

Modular Impeller

The efficient EMAX and SP9 impellers offer top performance for 800 mm (31.5 in) and 910 mm (35.8 in) fans. For larger sizes, rely on the proven W-series impeller. Need something more specific? Choose from over 100,000 impeller variants to optimize your airflow.


Fan housing

Our own design and production. Square plate, round or no plate at all - we make it fit your application, even when you need it in stainless steel.

Unique performance

This motor, designed for fans, delivers up to 40% more torque density than traditional motors, offering a slimmer design that blocks less airflow and improves performance. The junction box can be mounted on the back of the motor or the fan housing.

Variants






# C-SERIES

## AC 50 Hz

MULTI\*WING



### AC Motors 50 Hz

**800 mm  
(31.5 in)**  
p. 12-13

**910 mm  
(35.8 in)**  
p. 14-15

**1,000 mm  
(39.4 in)**

Motor on blowing side  
**p. 16-17**

Motor on suction side  
**p. 18-19**

**1,240 mm  
(48.8 in)**

**p. 20-21**

**1,340 mm  
(52.8 in)**

**p. 22-23**

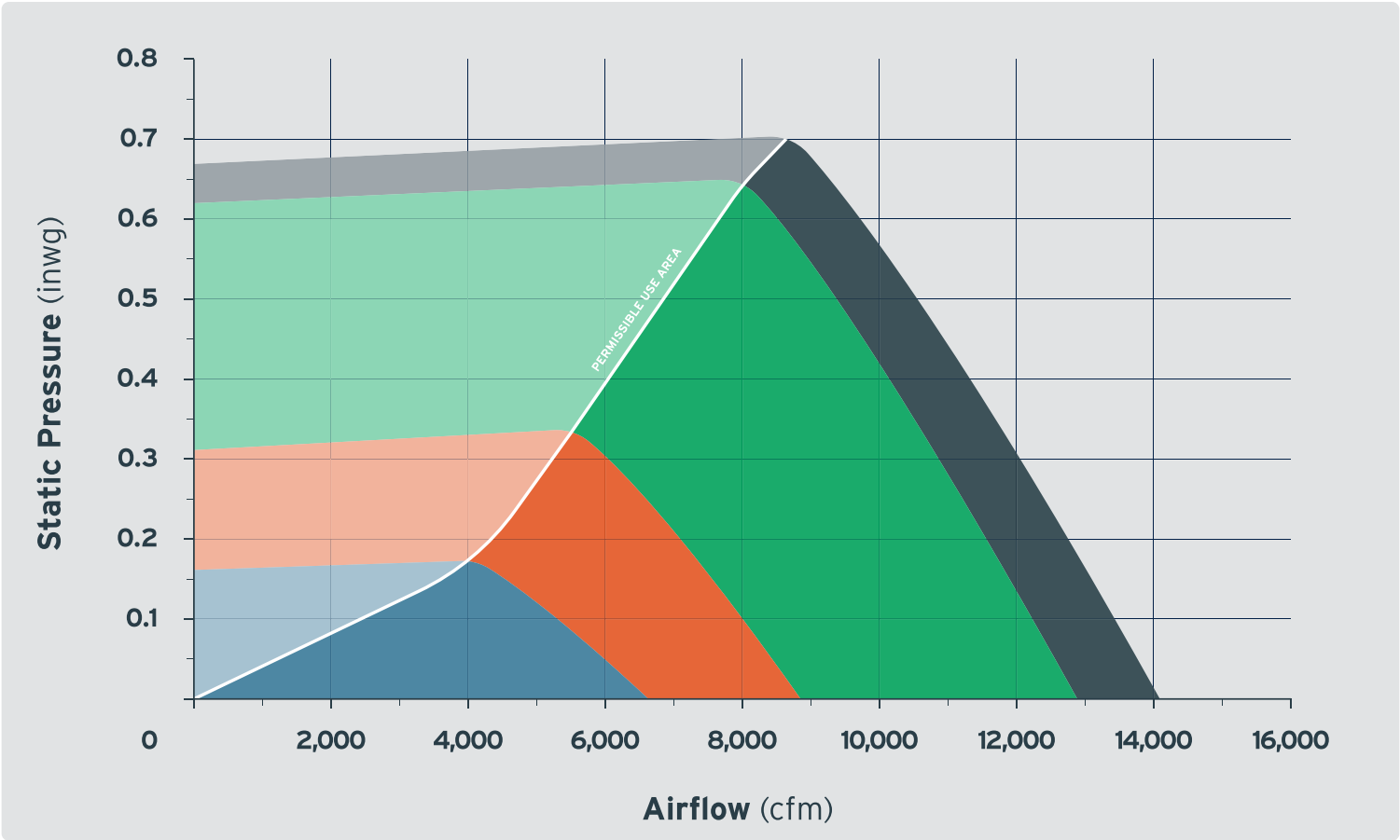
**1,560 mm  
(61.4 in)**

**p. 24-25**



C-SERIES  
800 mm / 50 Hz  
(31.5 in)

MULTI\*WING

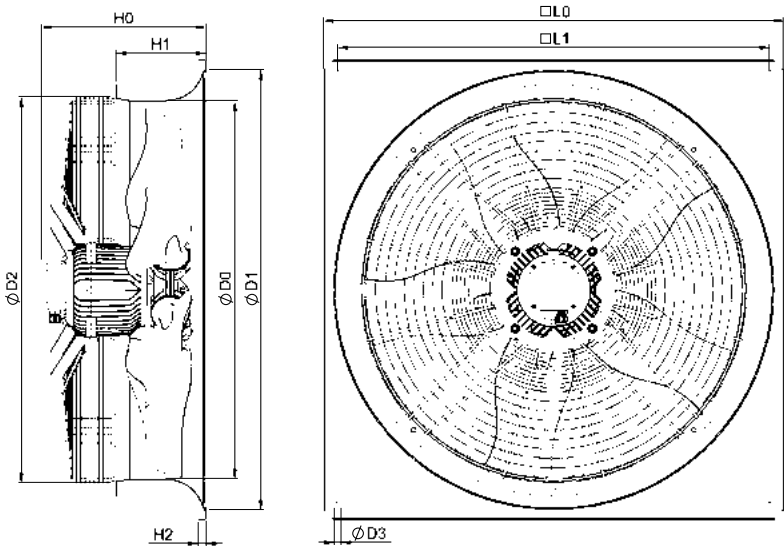


**Conditions**  
Measuring conditions: Performance data is measured after ISO 5801, installation category A, as a complete axial fan without fan guard. Data refer to air density 0.075lb/ft<sup>3</sup> (68° sea level). Sound data is measured at suction-side. The data apply only under the specified measuring conditions and may change due to installation conditions. In case of deviations from the standard design, the characteristic values must be checked in the installed condition. Upon request sound data according to ISO 3745 can be measured.

- Legend**
- 1 EW 080-40-6D-G-ZX05I-A
  - 2 RW 080-38-6D-G-ZX05G-A
  - 3 RW 080-36-8D-G-ZX05G-A
  - 4 RW 080-38-12D-G-ZX05G-A

Dimensions

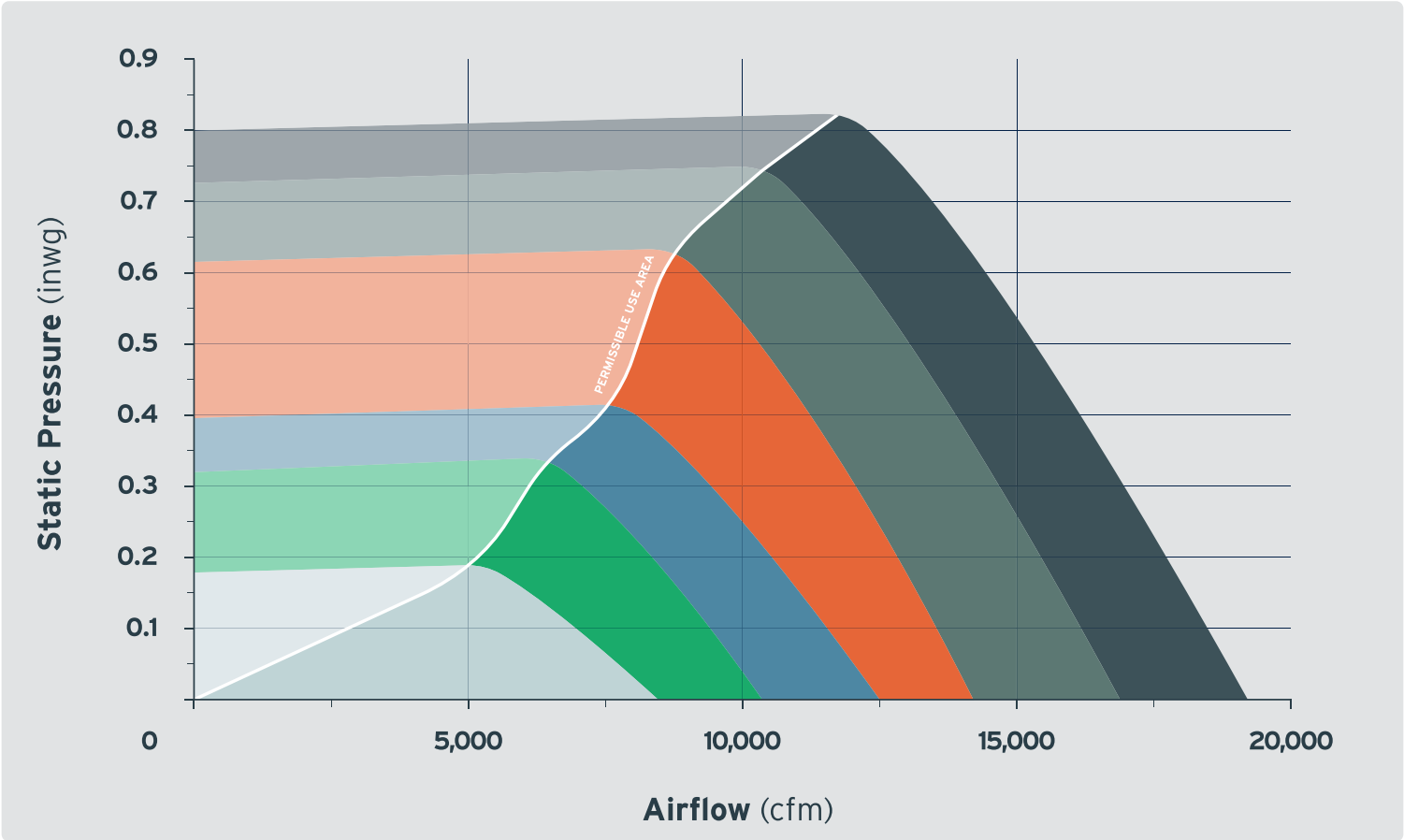
	L0 [mm] (in)	L1 [mm] (in)	D0 [mm] (in)	D1 [mm] (in)	D2 [mm] (in)	D3 [mm] (in)	H0 [mm] (in)	H1 [mm] (in)	H2 [mm] (in)
1	970 (38.2)	910 (35.8)	797 (31.4)	928 (36.5)	814 (32.0)	14.5 (0.6)	415 (16.3)	190 (7.5)	17 (0.7)
2	970 (38.2)	910 (35.8)	797 (31.4)	928 (36.5)	814 (32.0)	14.5 (0.6)	350 (13.8)	190 (7.5)	17 (0.7)
3	970 (38.2)	910 (35.8)	797 (31.4)	928 (36.5)	814 (32.0)	14.5 (0.6)	350 (13.8)	190 (7.5)	17 (0.7)
4	970 (38.2)	910 (35.8)	797 (31.4)	928 (36.5)	814 (32.0)	14.5 (0.6)	350 (13.8)	190 (7.5)	17 (0.7)



	PART NUMBER	SPECIFICATION CODE	MAX INPUT POWER (kW)	MAX. INPUT CURRENT (A)*	MAX. BACK PRESSURE (inwg)	POLARITY
1	2401021	EW 080-40-6D-G-ZX05I-A	1.70	3.59	0.70	6
2	2401031	RW 080-38-6D-G-ZX05G-A	1.46	3.00	0.65	6
3	2401029	RW 080-36-8D-G-ZX05G-A	0.59	1.72	0.34	8
4	2401030	RW 080-38-12D-G-ZX05G-A	0.27	1.28	0.17	12

C-SERIES  
910 mm / 50 Hz  
(35.8 in)

MULTI\*WING



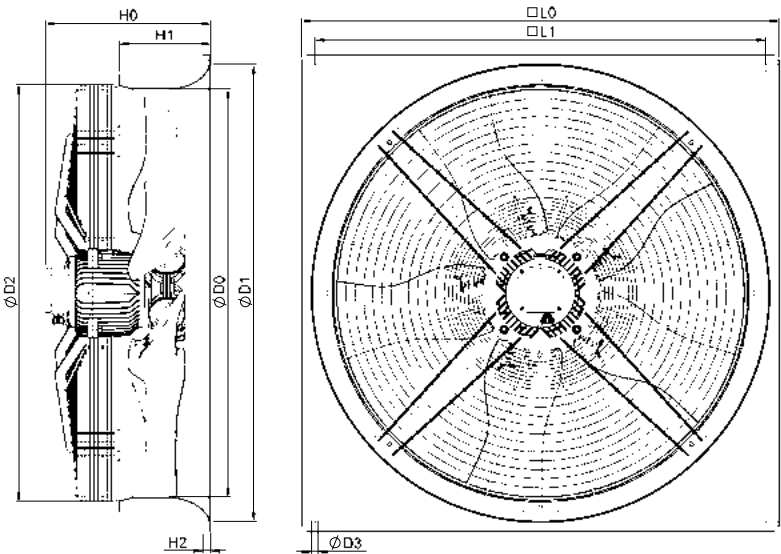
**Conditions**  
Measuring conditions: Performance data is measured after ISO 5801, installation category A, as a complete axial fan without fan guard. Data refer to air density 0.075lb/ft<sup>3</sup> (68° sea level). Sound data is measured at suction-side. The data apply only under the specified measuring conditions and may change due to installation conditions. In case of deviations from the standard design, the characteristic values must be checked in the installed condition. Upon request sound data according to ISO 3745 can be measured.

**Legend**

1	FW 091-38-6D-G-ZX05G-A	3	RW 091-30-6D-G-ZX05G-A	5	RW 091-30-8D-G-ZX05G-A
2	EW 091-34-6D-G-ZX05I-A	4	EW 091-34-8D-G-ZX05I-A	6	RW 091-34-12D-G-ZX05G-A

Dimensions


	L0 [mm] (in)	L1 [mm] (in)	D0 [mm] (in)	D1 [mm] (in)	D2 [mm] (in)	D3 [mm] (in)	H0 [mm] (in)	H1 [mm] (in)	H2 [mm] (in)
1	1,070 (42.1)	1,010 (39.8)	914 (36.0)	1,025 (40.4)	934 (36.8)	14.5 (0.6)	400 (15.7)	205 (8.1)	17 (0.7)
2	1,070 (42.1)	1,010 (39.8)	914 (36.0)	1,025 (40.4)	934 (36.8)	14.5 (0.6)	435 (17.1)	205 (8.1)	17 (0.7)
3	1,070 (42.1)	1,010 (39.8)	914 (36.0)	1,025 (40.4)	934 (36.8)	14.5 (0.6)	370 (14.6)	205 (8.1)	17 (0.7)
4	1,070 (42.1)	1,010 (39.8)	914 (36.0)	1,025 (40.4)	934 (36.8)	14.5 (0.6)	435 (17.1)	205 (8.1)	17 (0.7)
5	1,070 (42.1)	1,010 (39.8)	914 (36.0)	1,025 (40.4)	934 (36.8)	14.5 (0.6)	370 (14.6)	205 (8.1)	17 (0.7)
6	1,070 (42.1)	1,010 (39.8)	914 (36.0)	1,025 (40.4)	934 (36.8)	14.5 (0.6)	370 (14.6)	205 (8.1)	17 (0.7)



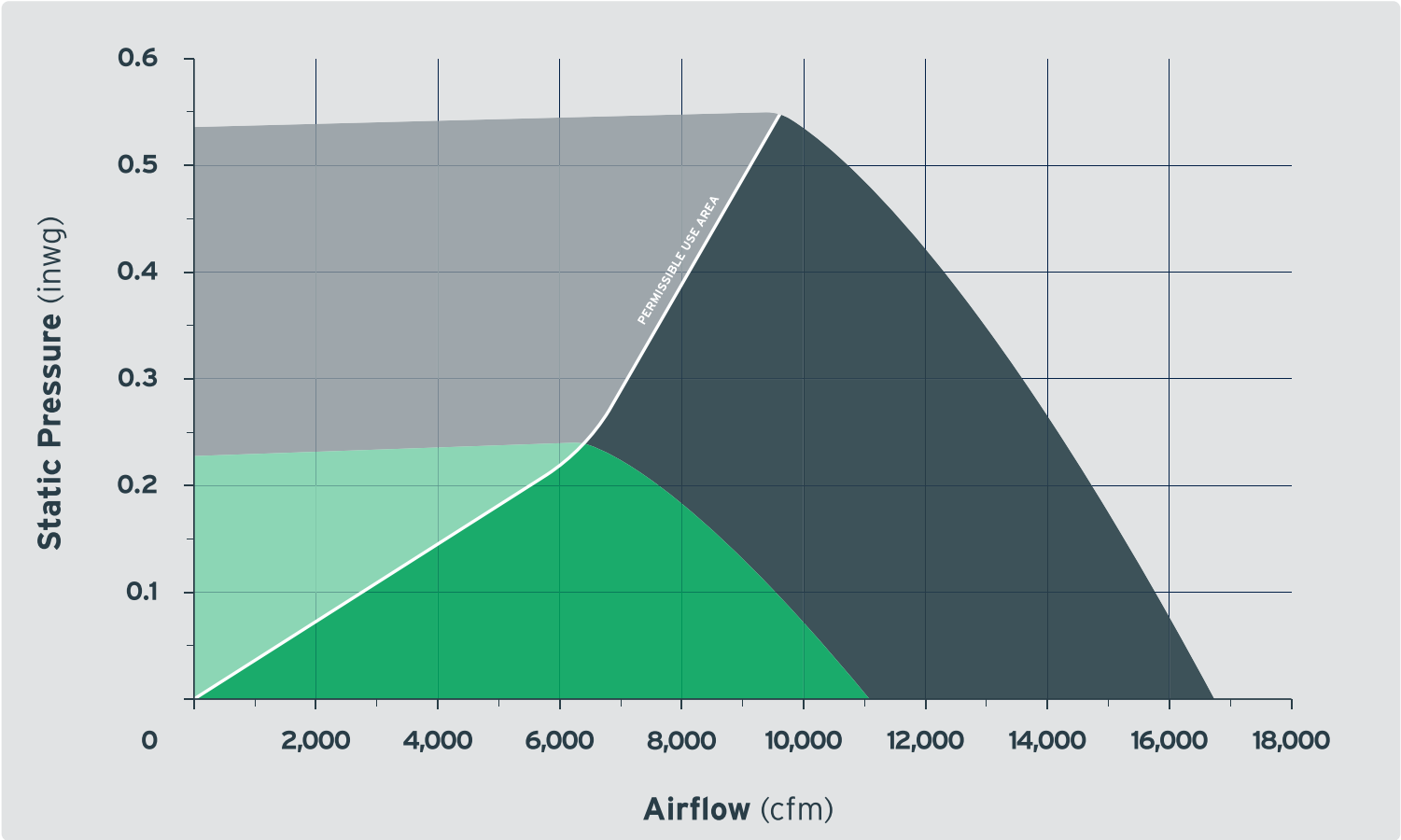
	PART NUMBER	SPECIFICATION CODE	MAX INPUT POWER (kW)	MAX. INPUT CURRENT (A)*	MAX. BACK PRESSURE (inwg)	POLARITY
1	2401026	FW 091-38-6D-G-ZX05G-A	2.52	4.85	0.82	6
2	2401024	EW 091-34-6D-G-ZX05I-A	2.03	4.00	0.75	6
3	2401032	RW 091-30-6D-G-ZX05G-A	1.44	2.93	0.63	6
4	2401025	EW 091-34-8D-G-ZX05I-A	0.90	2.03	0.41	8
5	2401033	RW 091-30-8D-G-ZX05G-A	0.64	1.79	0.34	8
6	2401034	RW 091-34-12D-G-ZX05G-A	0.37	1.52	0.19	12



C-SERIES  
1,000 mm / 50 Hz  
(39.4 in)  
Motor on blowing side



MULTI\*WING

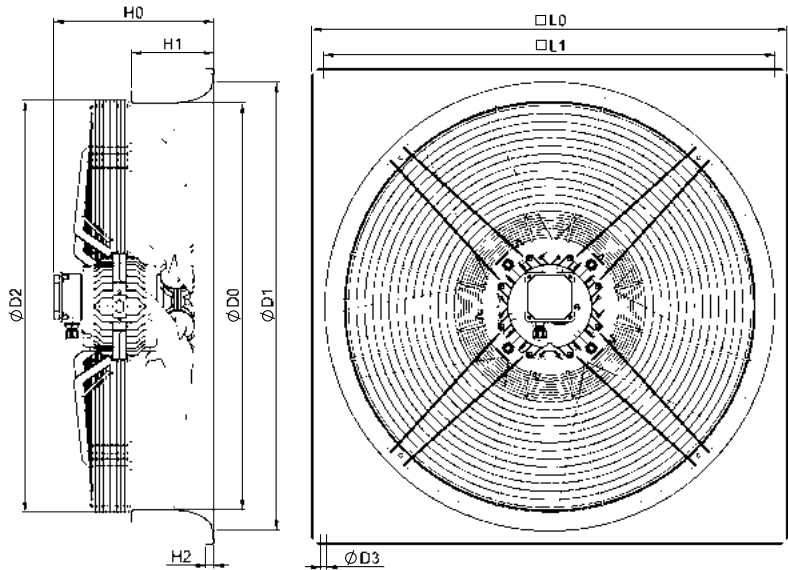


**Conditions**  
Measuring conditions: Performance data is measured after ISO 5801, installation category A, as a complete axial fan without fan guard. Data refer to air density 0.075lb/ft³ (68° sea level). Sound data is measured at suction-side. The data apply only under the specified measuring conditions and may change due to installation conditions. In case of deviations from the standard design, the characteristic values must be checked in the installed condition. Upon request sound data according to ISO 3745 can be measured.

- Legend**
- 1 FW 100-30-8D-G-ZXH5G-A
  - 2 FW 100-30-12D-G-ZXH5G-A


Dimensions

	L0 [mm] (in)	L1 [mm] (in)	D0 [mm] (in)	D1 [mm] (in)	D2 [mm] (in)	D3 [mm] (in)	H0 [mm] (in)	H1 [mm] (in)	H2 [mm] (in)
1	1,170 (46.1)	1,110 (43.7)	1,001 (39.4)	1,106 (43.5)	1,014 (39.9)	14.5 (0.6)	395 (15.6)	200 (7.9)	20 (0.8)
2	1,170 (46.1)	1,110 (43.7)	1,001 (39.4)	1,106 (43.5)	1,014 (39.9)	14.5 (0.6)	395 (15.6)	200 (7.9)	20 (0.8)

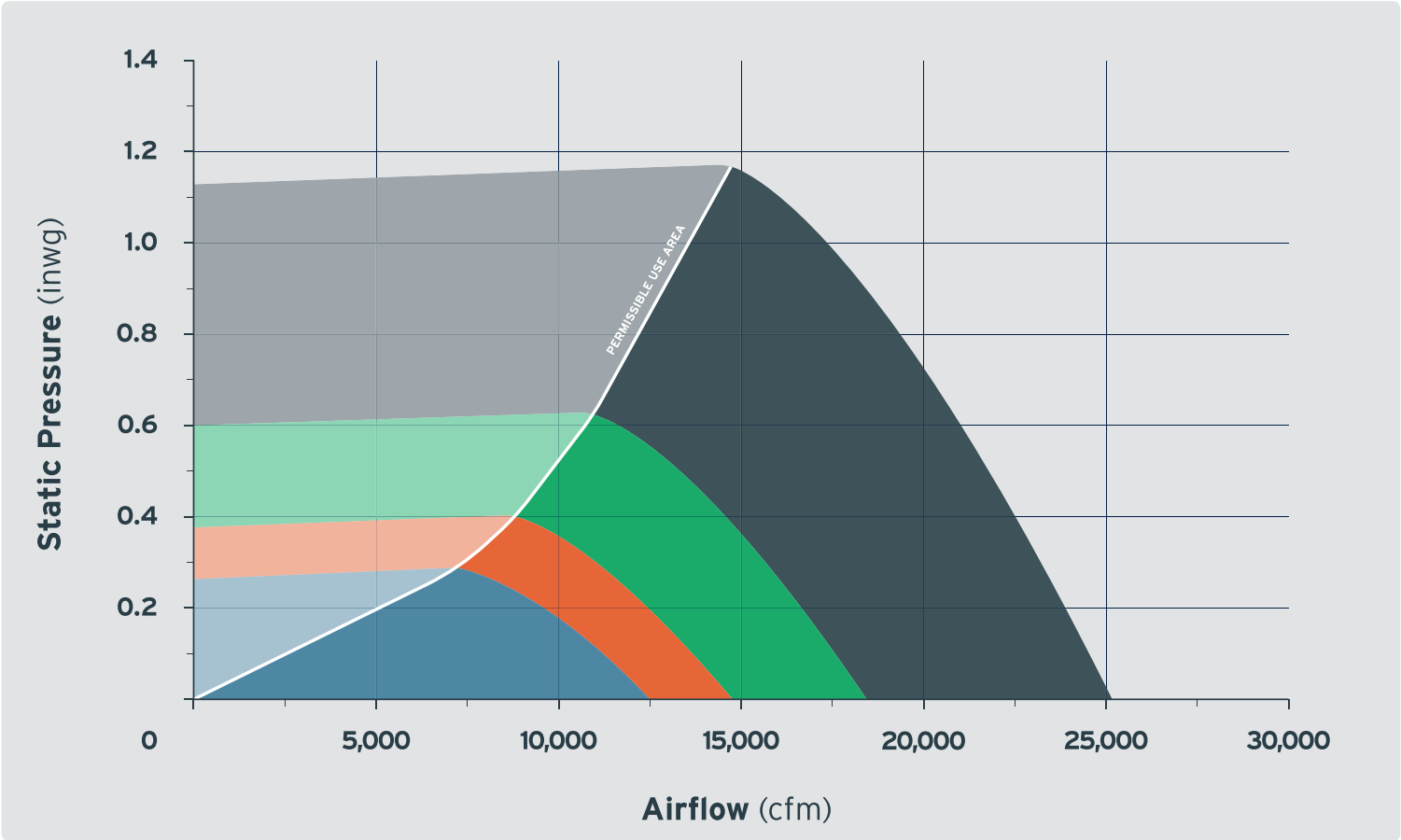


	PART NUMBER	SPECIFICATION CODE	MAX INPUT POWER (kW)	MAX. INPUT CURRENT (A)*	MAX. BACK PRESSURE (inwg)	POLARITY
1	2401028	FW 100-30-8D-G-ZXH5G-A	1.53	3.19	0.55	8
2	2401027	FW 100-30-12D-G-ZXH5G-A	0.57	1.86	0.24	12

C-SERIES  
1,000 mm / 50 Hz  
(39.4 in)  
Motor on suction side



MULTI\*WING



**Conditions**  
Measuring conditions: Performance data is measured after ISO 5801, installation category A, as a complete axial fan without fan guard. Data refer to air density 0.075lb/ft³ (68° sea level). Sound data is measured at suction-side. The data apply only under the specified measuring conditions and may change due to installation conditions. In case of deviations from the standard design, the characteristic values must be checked in the installed condition. Upon request sound data according to ISO 3745 can be measured.

- Legend**
- 1

UW 100-34-6T-K-ZXH62-P
- 2

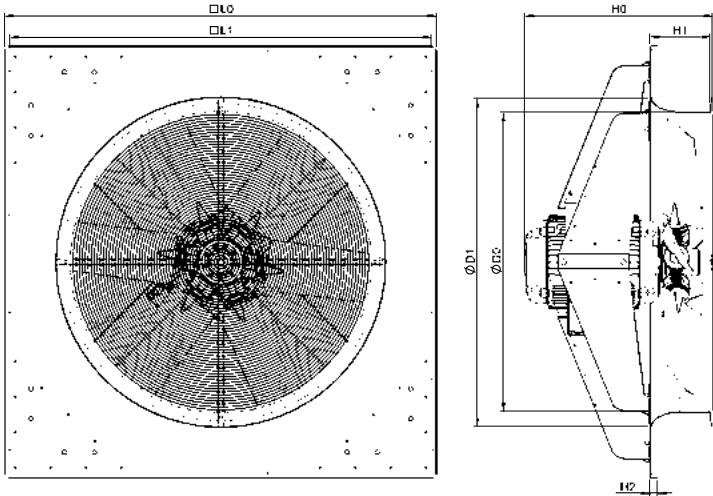
UW 100-34-8T-K-ZXH62-P
- 3

UW 100-34-10T-K-ZXH62-P
- 4

UW 100-34-12T-K-ZXH62-P

Dimensions

	L0 [mm] (in)	L1 [mm] (in)	D0 [mm] (in)	D1 [mm] (in)	D2 [mm] (in)	D3 [mm] (in)	H0 [mm] (in)	H1 [mm] (in)	H2 [mm] (in)
1	1,445 (56.9)	1,411 (55.6)	1,001 (39.4)	1,106 (43.5)	\	13 (0.5)	630 (24.8)	200 (7.9)	25 (1.0)
2	1,445 (56.9)	1,411 (55.6)	1,001 (39.4)	1,106 (43.5)	\	13 (0.5)	480 (18.9)	200 (7.9)	25 (1.0)
3	1,445 (56.9)	1,411 (55.6)	1,001 (39.4)	1,106 (43.5)	\	13 (0.5)	515 (20.3)	200 (7.9)	25 (1.0)
4	1,445 (56.9)	1,411 (55.6)	1,001 (39.4)	1,106 (43.5)	\	13 (0.5)	480 (18.9)	200 (7.9)	25 (1.0)

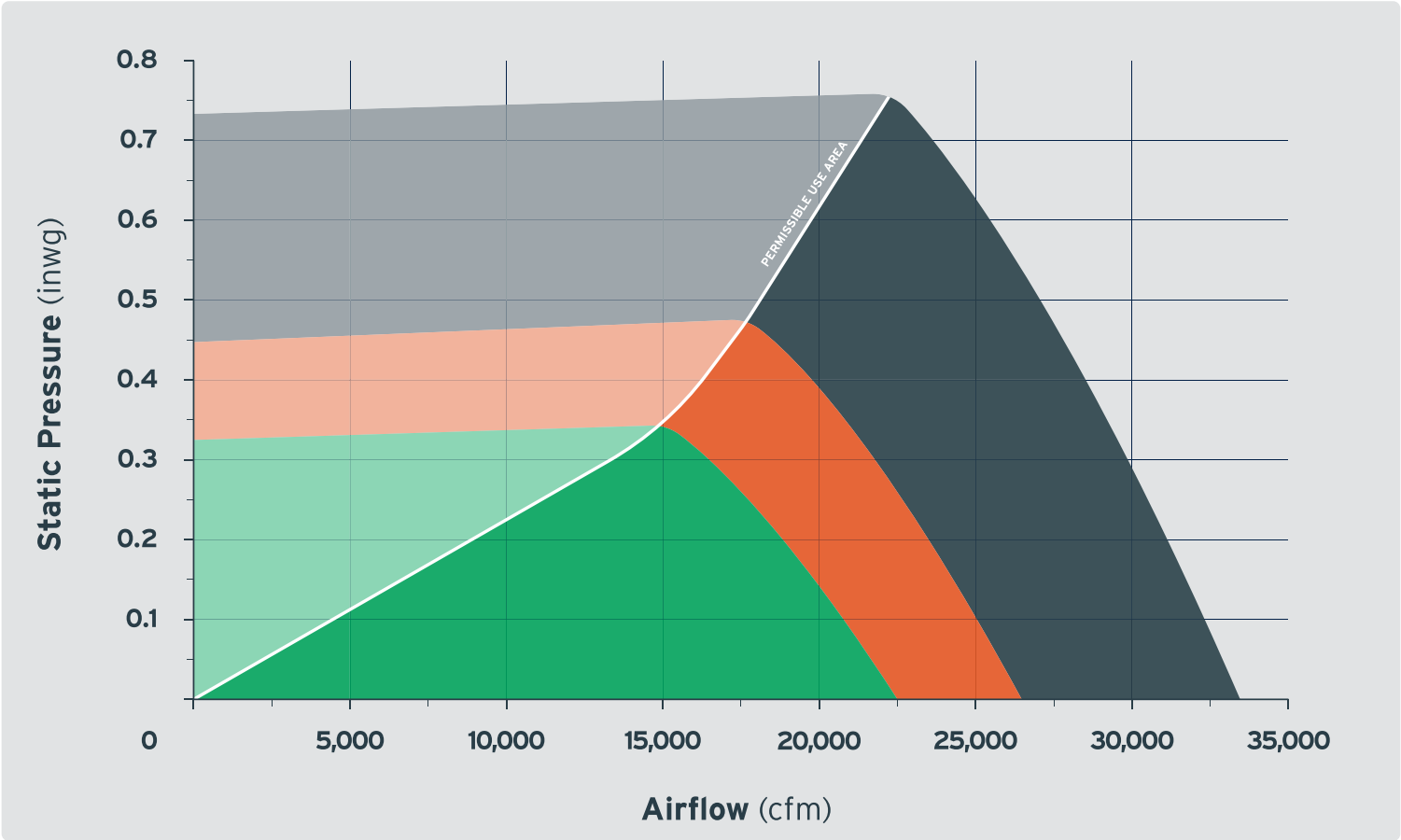


	PART NUMBER	SPECIFICATION CODE	MAX INPUT POWER (kW)	MAX. INPUT CURRENT (A)*	MAX. BACK PRESSURE (inwg)	POLARITY
1	2401037	UW 100-34-6T-K-ZXH62-P	4.41	10.70	1.17	6
2	2401038	UW 100-34-8T-K-ZXH62-P	1.86	4.43	0.63	8
3	2401035	UW 100-34-10T-K-ZXH62-P	1.04	2.77	0.41	10
4	2401036	UW 100-34-12T-K-ZXH62-P	0.74	2.33	0.29	12



C-SERIES  
1,240 mm / 50 Hz  
(48.8 in)

MULTI\*WING

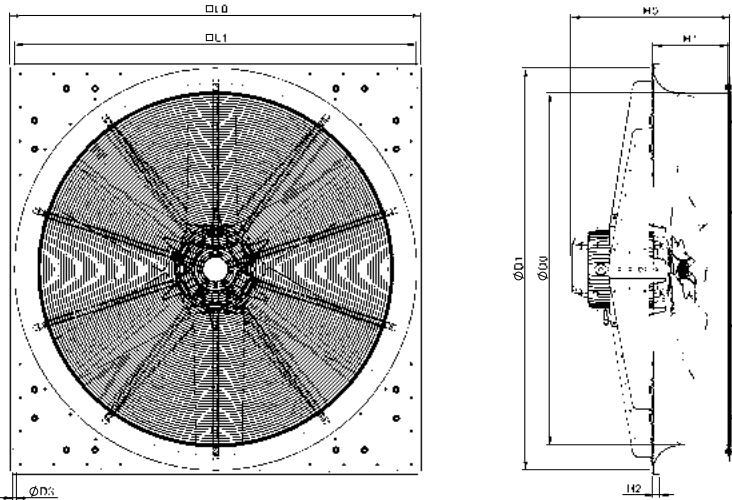


**Conditions**  
Measuring conditions: Performance data is measured after ISO 5801, installation category A, as a complete axial fan without fan guard. Data refer to air density 0.075lb/ft<sup>3</sup> (68° sea level). Sound data is measured at suction-side. The data apply only under the specified measuring conditions and may change due to installation conditions. In case of deviations from the standard design, the characteristic values must be checked in the installed condition. Upon request sound data according to ISO 3745 can be measured.

- Legend**
- 1 UW 124-34-8T-K-ZXH62-P
  - 2 UW 124-34-10T-K-ZXH62-P
  - 3 UW 124-34-12T-K-ZXH62-P

Dimensions

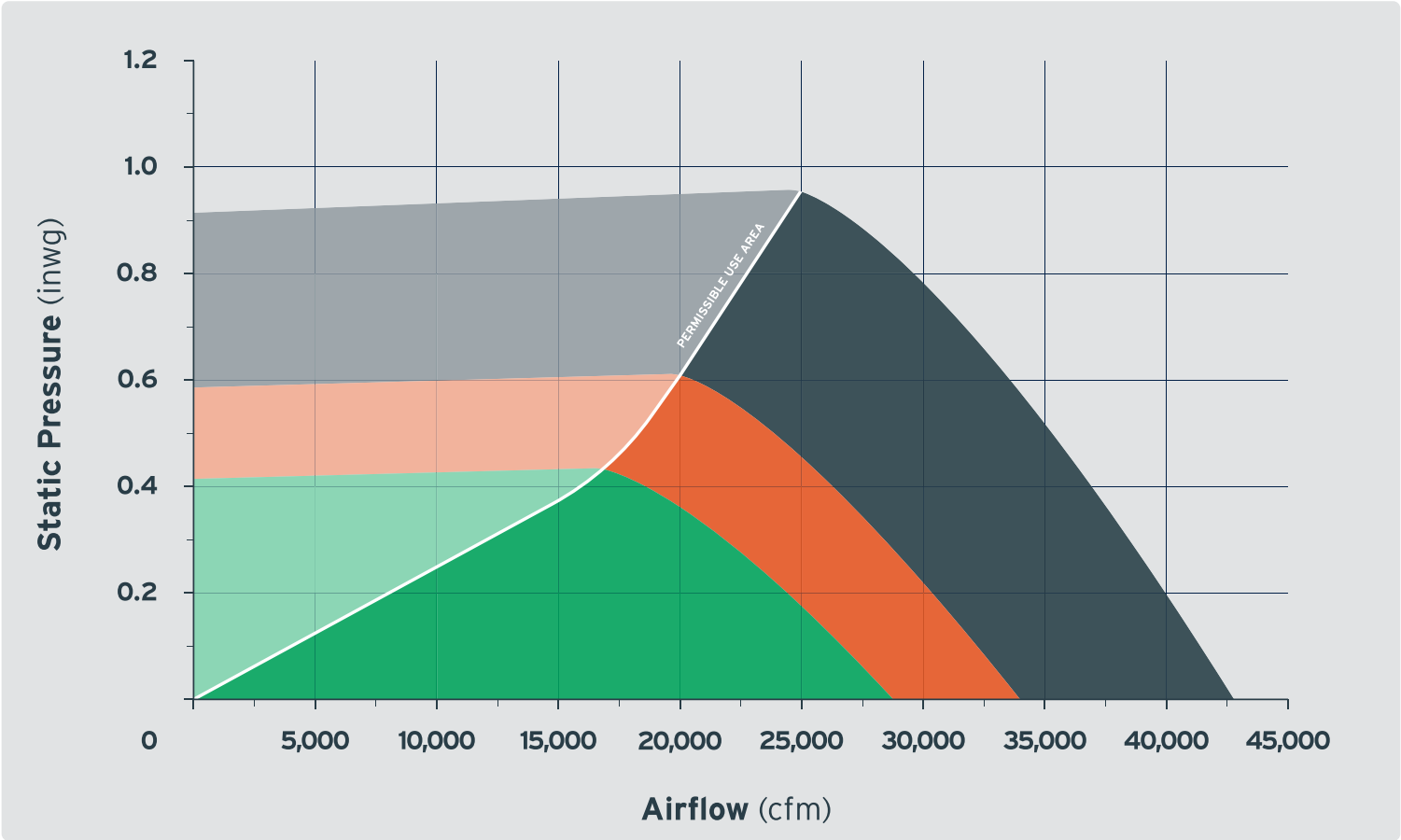
	L0 [mm] (in)	L1 [mm] (in)	D0 [mm] (in)	D1 [mm] (in)	D2 [mm] (in)	D3 [mm] (in)	H0 [mm] (in)	H1 [mm] (in)	H2 [mm] (in)
1	1,445 (56.9)	1,411 (55.6)	1,001 (48.7)	1,106 (55.6)	\	13 (0.5)	630 (27.0)	200 (10.4)	25 (1.0)
2	1,445 (56.9)	1,411 (55.6)	1,001 (48.7)	1,106 (55.6)	\	13 (0.5)	630 (27.0)	200 (10.4)	25 (1.0)
3	1,445 (56.9)	1,411 (55.6)	1,001 (48.7)	1,106 (55.6)	\	13 (0.5)	630 (27.0)	200 (10.4)	25 (1.0)



	PART NUMBER	SPECIFICATION CODE	MAX INPUT POWER (kW)	MAX. INPUT CURRENT (A)*	MAX. BACK PRESSURE (inwg)	POLARITY
1	2401041	UW 124-34-8T-K-ZXH62-P	4.25	10.66	0.76	8
2	2401039	UW 124-34-10T-K-ZXH62-P	2.27	4.90	0.47	10
3	2401040	UW 124-34-12T-K-ZXH62-P	1.50	4.87	0.35	12

C-SERIES  
1,340 mm / 50 Hz  
(52.8 in)

MULTI\*WING

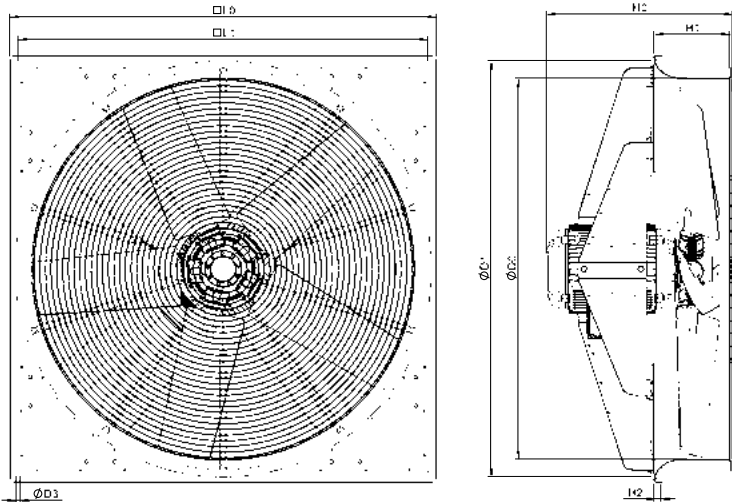


**Conditions**  
Measuring conditions: Performance data is measured after ISO 5801, installation category A, as a complete axial fan without fan guard. Data refer to air density 0.075lb/ft<sup>3</sup> (68° sea level). Sound data is measured at suction-side. The data apply only under the specified measuring conditions and may change due to installation conditions. In case of deviations from the standard design, the characteristic values must be checked in the installed condition. Upon request sound data according to ISO 3745 can be measured.

- Legend**
- 1 UW 134-34-8T-K-ZXM52-P
  - 2 UW 134-34-10T-K-ZXM52-P
  - 3 UW 134-34-12T-K-ZXM52-P

Dimensions

	L0 [mm] (in)	L1 [mm] (in)	D0 [mm] (in)	D1 [mm] (in)	D2 [mm] (in)	D3 [mm] (in)	H0 [mm] (in)	H1 [mm] (in)	H2 [mm] (in)
1	1,445 (56.9)	1,411 (55.6)	1,238 (48.7)	1,413 (55.6)	\	13 (0.5)	650 (25.6)	265 (10.4)	25 (1.0)
2	1,445 (56.9)	1,411 (55.6)	1,238 (48.7)	1,413 (55.6)	\	13 (0.5)	650 (25.6)	265 (10.4)	25 (1.0)
3	1,445 (56.9)	1,411 (55.6)	1,238 (48.7)	1,413 (55.6)	\	13 (0.5)	650 (25.6)	265 (10.4)	25 (1.0)

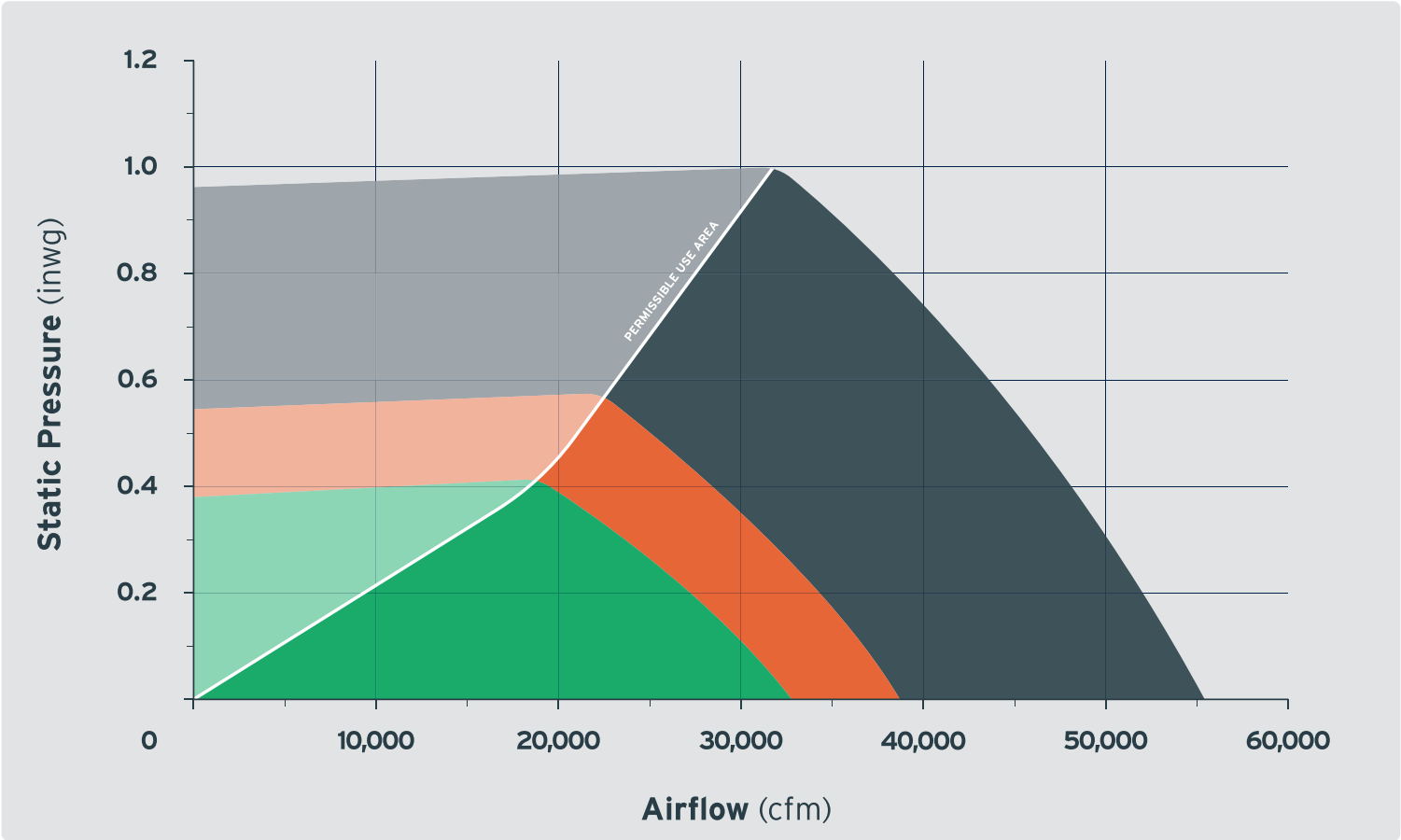



	PART NUMBER	SPECIFICATION CODE	MAX INPUT POWER (kW)	MAX. INPUT CURRENT (A)*	MAX. BACK PRESSURE (inwg)	POLARITY
1	2401044	UW 134-34-8T-K-ZXM52-P	5.90	12.52	0.96	8
2	2401042	UW 134-34-10T-K-ZXM52-P	3.10	6.73	0.61	10
3	2401043	UW 134-34-12T-K-ZXM52-P	1.99	6.24	0.43	12



C-SERIES  
1,560 mm / 50 Hz  
(61.4 in)

MULTI\*WING

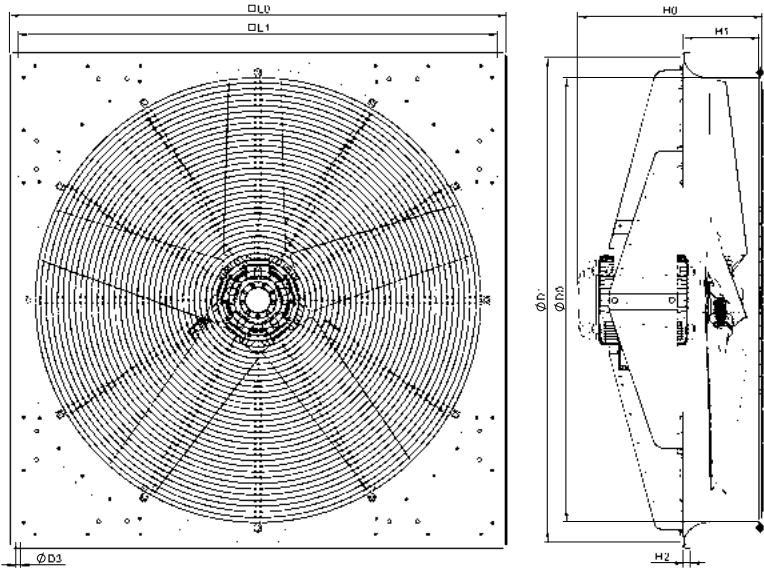


**Conditions**  
Measuring conditions: Performance data is measured after ISO 5801, installation category A, as a complete axial fan without fan guard. Data refer to air density 0.075lb/ft³ (68° sea level). Sound data is measured at suction-side. The data apply only under the specified measuring conditions and may change due to installation conditions. In case of deviations from the standard design, the characteristic values must be checked in the installed condition. Upon request sound data according to ISO 3745 can be measured.

- Legend**
- 1 UW 156-31-8T-K-ZXM52-P
  - 2 UW 156-28-12T-K-ZXM52-P
  - 3 UW 156-28-10T-K-ZXM52-P

Dimensions

	L0 [mm] (in)	L1 [mm] (in)	D0 [mm] (in)	D1 [mm] (in)	D2 [mm] (in)	D3 [mm] (in)	H0 [mm] (in)	H1 [mm] (in)	H2 [mm] (in)
1	1,745 (68.7)	1,685 (66.3)	1,560 (61.4)	1,704 (67.1)	\	16.5 (0.6)	650 (25.6)	265 (10.4)	25 (1.0)
2	1,745 (68.7)	1,685 (66.3)	1,560 (61.4)	1,704 (67.1)	\	16.5 (0.6)	650 (25.6)	265 (10.4)	25 (1.0)
3	1,745 (68.7)	1,685 (66.3)	1,560 (61.4)	1,704 (67.1)	\	16.5 (0.6)	650 (25.6)	265 (10.4)	25 (1.0)



	PART NUMBER	SPECIFICATION CODE	MAX INPUT POWER (kW)	MAX. INPUT CURRENT (A)*	MAX. BACK PRESSURE (inwg)	POLARITY
1	2401047	UW 156-31-8T-K-ZXM52-P	7.50	16.79	9.84	8
2	2401045	UW 156-28-10T-K-ZXM52-P	3.26	6.91	5.63	10
3	2401046	UW 156-28-12T-K-ZXM52-P	2.09	6.38	4.10	12

\*Ref at 400V



# SHAPING AIRFLOW FOR FUTURE GENERATIONS



**MULTI\*WING**

**MULTI\*WING**

## \* **A GREENER TRANSITION**

Central to our mission and strategy is a concern for environmental impact - of our business, products, and their applications.

## \* **EFFICIENT & DURABLE FANS**

Designed to reduce energy consumption, lowering costs and CO<sub>2</sub> emissions.

## \* **LEGISLATION COMPLIANCE**

Exceeding ESPR and DOJ standards for peace of mind.

## \* **LIFETIME MAXIMATION**

Fans are repairable and serviceable, making them last longer, decreasing raw material use.

## \* **DRIVE REPLACEABILITY**

Design for proper recycling of electronics at end of life.

## \* **SCIENCE-BASED TARGETS**

Approved with a market leading net zero goals aligned with the Paris treaty.

## \* **UN GLOBAL COMPACT**

Active membership of the world's #1 corporate sustainability initiative.

## \* **RECYCLED MATERIALS**

>90% recycled aluminum from our main source.

## \* **GLOBAL PROXIMITY**

Minimizing shipment of components and offering returnable packaging.

## \* **OUR DEDICATED ESG TEAM**

Ready to help you achieve your sustainability goals.

# OUR COMMITMENT TO SUSTAINABILITY



# GLOBAL REACH, LOCAL PRESENCE

Fast and relevant support.  
Anywhere in the world.

Our global team of Multi-Wing engineers and technicians is like a well-oiled machine, working together to keep things running smoothly. Our major hubs and local entities act as one team with only one purpose: Giving you the best experience.



# WHERE ARE YOU FROM?

No matter where, we look forward to serving you.

**GLOBAL HEADQUARTERS**

\*

Staktoften 16  
2950 Vedbæk (Copenhagen), Denmark

+45 4589 0133  
info@multi-wing.com

**EUROPE**

**Czechia** • Nový Bydžov (Hradec Králové)  
**France** • Gien (Orléans)  
**Germany** • Quickborn (Hamburg)  
**Italy** • Settimo Milanese (Milan)  
**Spain** • La Roca del Vallès (Barcelona)  
**Ukraine** • Horodok (Lviv)  
**United Kingdom** • Thurmaston (Leicester)

**NORTH AMERICA**

**Mexico** • Apodaca (Monterrey)  
**USA** • Middlefield (Cleveland), Ohio

**ASIA / PACIFIC**

**Australia** • Tullamarine (Melbourne)  
**China** • Suzhou  
**India** • Pune  
**Indonesia** • Bekasi (Jakarta)  
**Japan** • Tokyo  
**Singapore** • Singapore  
**Thailand** • Samut Prakan (Bangkok)

**MIDDLE EAST / AFRICA**

**South Africa** • Rispark (Johannesburg)  
**Türkiye** • Nilüfer (Bursa)  
**United Arab Emirates** • Dubai

**SOUTH AMERICA**

**Argentina** • Buenos Aires  
**Brazil** • Pomerode, Santa Catarina

This image shows a single sheet of white paper with horizontal blue or grey ruling lines. The lines are evenly spaced and run across the width of the page. There are no margins, text, or other markings on the paper.





**Get in touch**

[multi-wing.com](https://multi-wing.com)  
[info@multi-wing.com](mailto:info@multi-wing.com)